

UMFVBT este inregistrata in Registrul Potentialilor Contractor si este acreditata de catre ANCS sa desfasoare activitate de cercetare prin Decizia nr. 9696/14.07.2008.

In ultimii 6 ani (perioada 2008-2013) in UMFVBT s-au derulat contracte nationale, contracte internationale, contracte finantate din fonduri europene nerambursabile, contracte finantate de Comisia Europeana, contracte finantate prin programul de Cooperare Transfrontaliera Romania-Ungaria. Fondurile europene, prin programul FP7, au reprezentat 3 contracte in perioada 2008-2013.

Programul HURO a insemnat 7 contracte finantate in perioada 2008-2013.

Prin Programul POSCCE a fost finantat 1 contract in valoare de 400.000 RON.

Prin programul POSDRU au fost finantate 11 contracte in perioada 2008-2013. De asemenea, au fost atrase fonduri din strainatate, din colaborari cu diverse universitati in valoare totala de 212.945,14 RON.

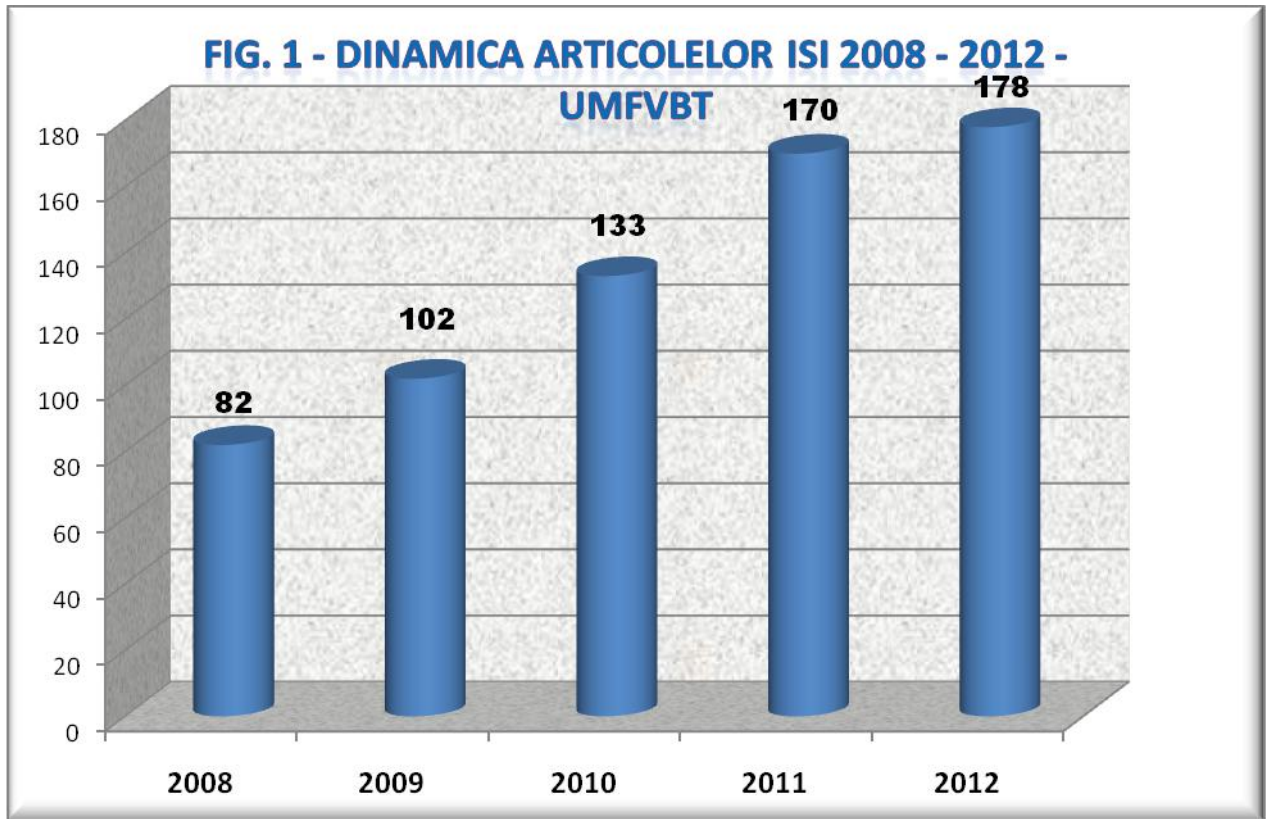
In cadrul programului POSDRU de burse doctorale au participat 37 de doctoranzi, in perioada 2008 – 2013, la numeroase schimburi de experienta la universitati prestigioase din Europa.

Tipul programului	Numar contracte	Suma (RON)
FP 7	3	1206677
Programul de Cooperare Transfrontaliera Ungaria-Romania	7	3524519
POSCCE	1	400000
POSDRU	11	16541325

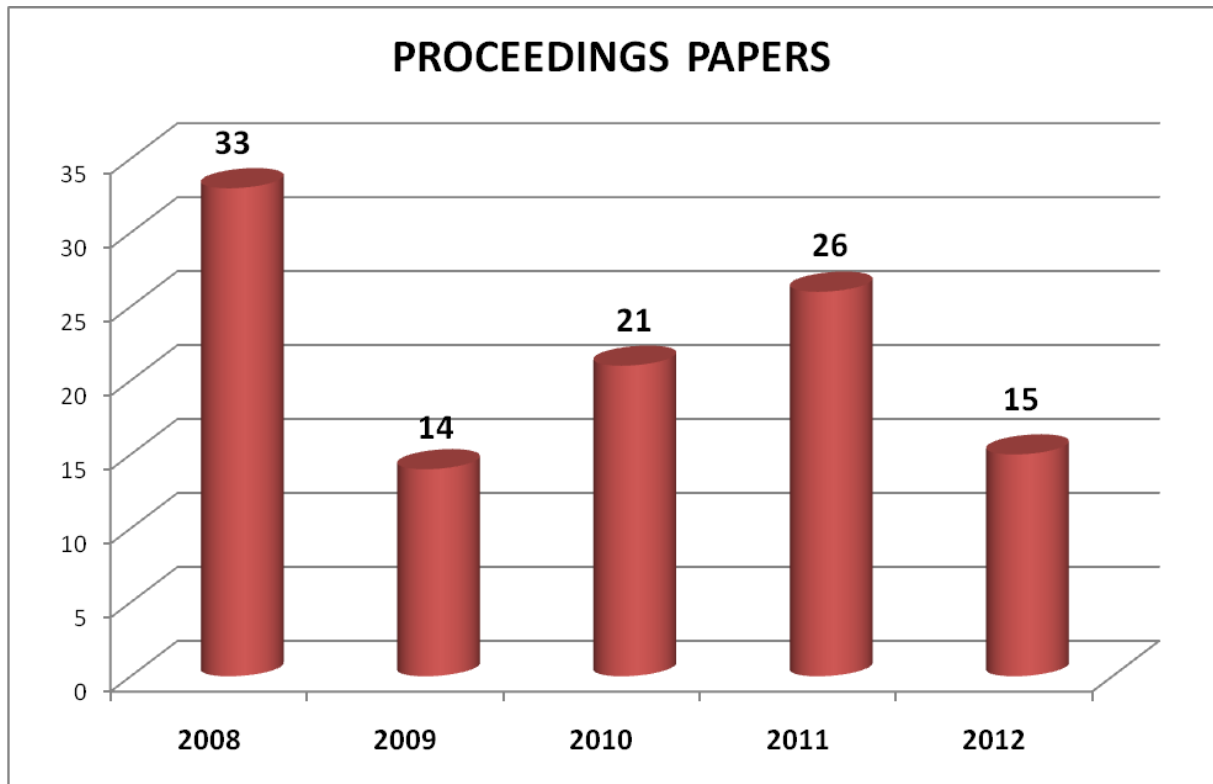
Rezultatele cercetarii unora dintre cadrele didactice si cercetatorilor din UMFVBT sunt prezentate in anexa 26. Sintetic acestea sunt:

- Articole ISI: 2008 – 82; 2009 – 102; 2010 – 133; 2011 – 170; 2012 – 178;
- Proceedings papers : 2008-33; 2009-14; 2010-21; 2011-26; 2012-15
- Articole publicate in jurnale clasificate BDI si B+ (recunoscute CNCSIS): 2008 – 209; 2009 - 249; 2010 - 309; 2011 - 278; 2012 - 220;
- Articole publicate in jurnale clasificate B : 2008-45 ; 2009-152 ; 2010-93 ; 2011-70 ; 2012-11
- Carti publicate-unic autor/coordonate de edituri internationale: 2008 – 1; 2009 – 0; 2010 – 1; 2011– 1; 2012 – 3;
- Carti publicate/editate in edituri recunoscute CNCSIS: 2008 – 25 (unic) si 78 (coordonate); 2009 – 32 (unic) si 79 (coordonate); 2010 – 40 (unic) si 83 (coordonate); 2011 – 23 (unic) si 54 (coordonate); 2012 – 18 (unic) si 43 (coordonate);
- Capitole publicate la edituri internationale: 2008 – 0; 2009 – 2; 2010 – 2; 2011 – 19; 2012 – 28;
- Brevete: 2008 – 29; 2009 – 9; 2010 – 2; 2011 – 5; 2012 – 5;
- Proiecte nationale: 2008 – 112; 2009 – 133; 2010 – 70; 2011 –706; 2012 – 32;

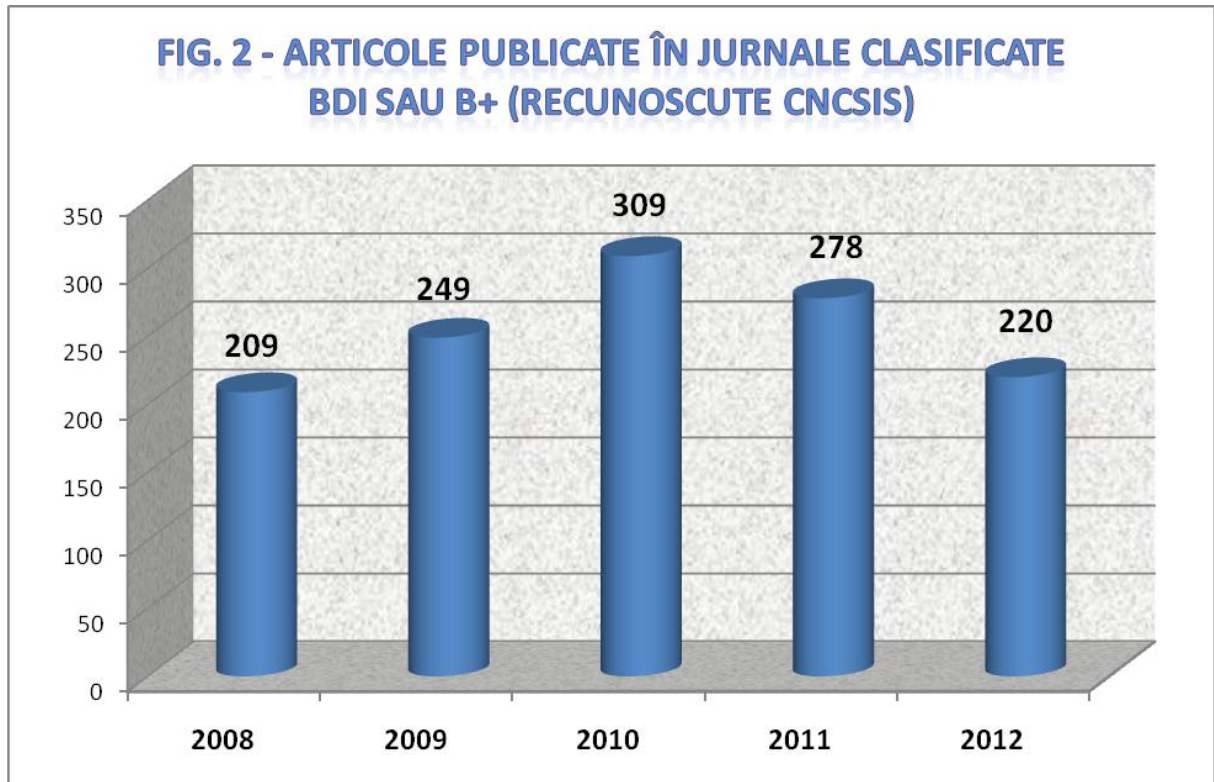
- **Articole ISI:** 2008 – 82; 2009 – 102; 2010 – 133; 2011 – 170; 2012 – 178;



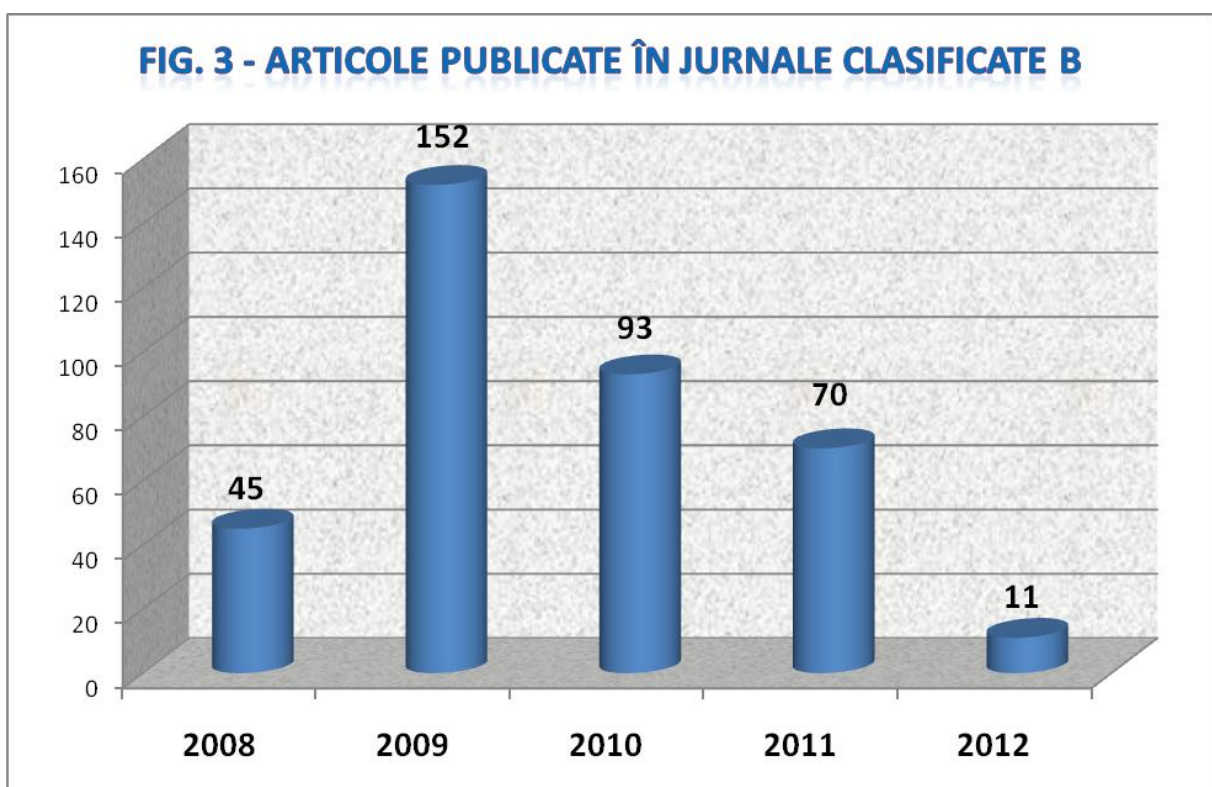
- **Proceedings papers** : 2008-33; 2009-14; 2010-21; 2011-26; 2012-15



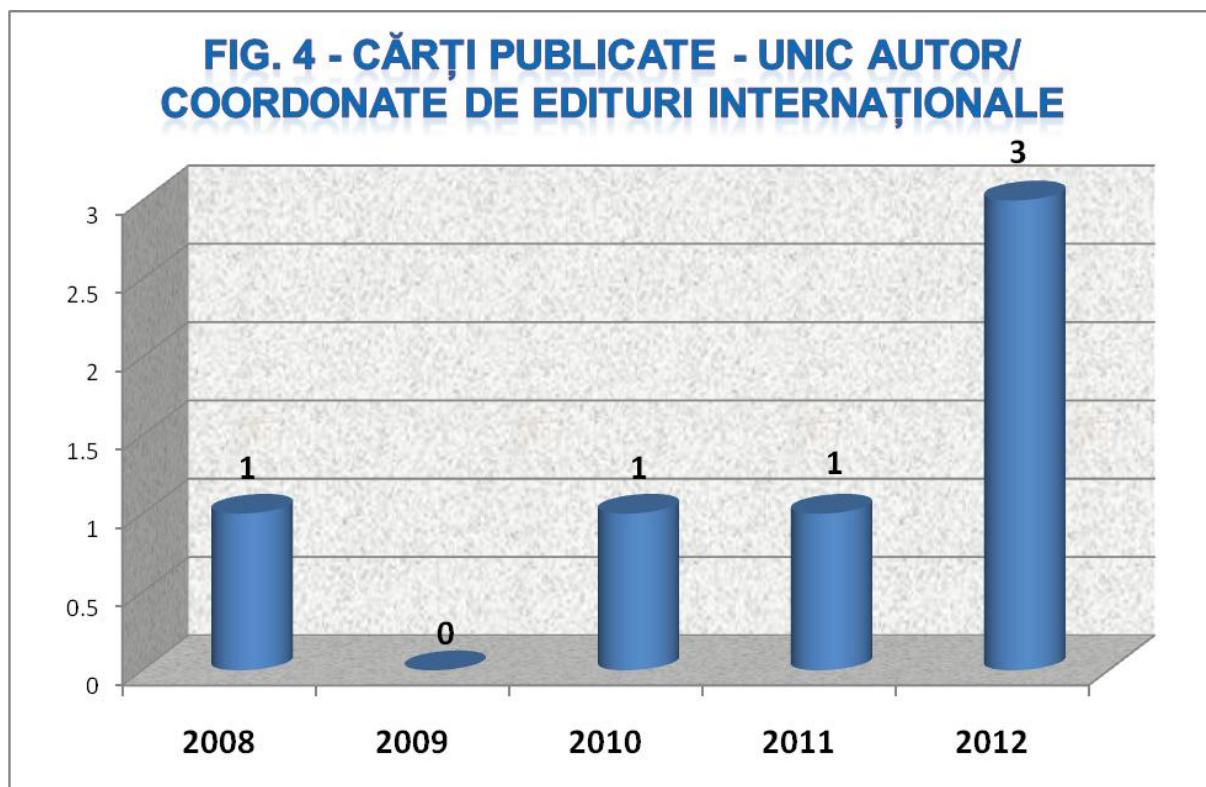
- **Articole publicate in jurnale clasificate BDI si B+ (recunoscute CNCIS):** 2008 – 209; 2009 - 249; 2010 - 309; 2011 - 278; 2012 - 220;



- **Articole publicate in jurnale clasificate B :** 2008-45 ; 2009-152 ; 2010-93 ; 2011-70 ; 2012-11

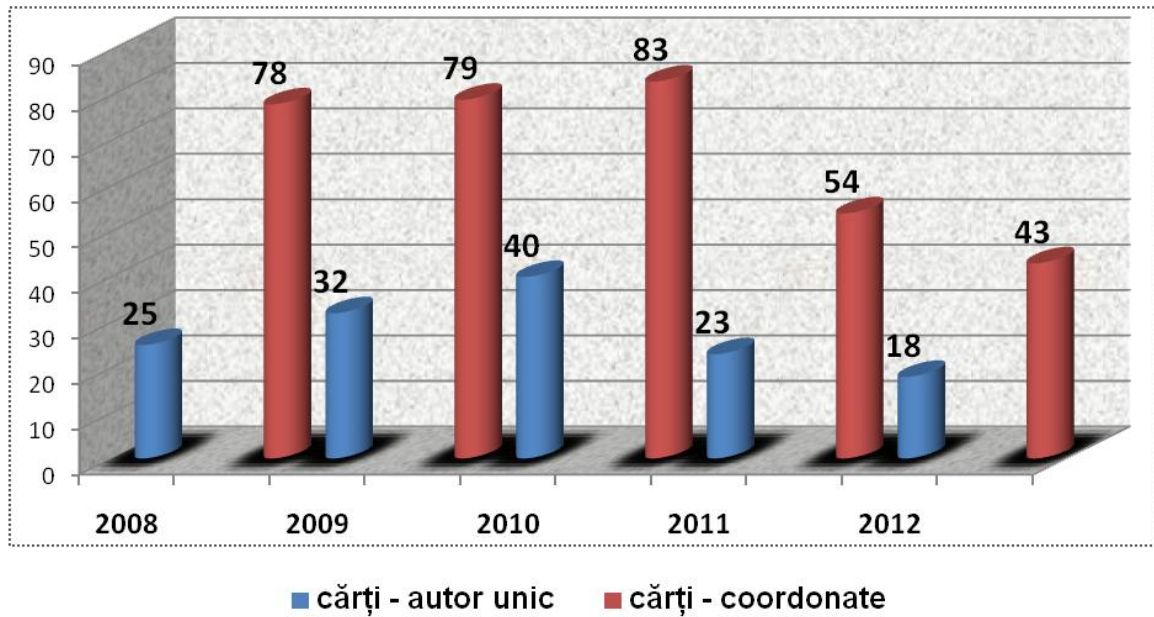


- Carti publicate-unic autor/coordonate de edituri internationale: 2008 – 1; 2009 – 0; 2010 – 1; 2011 – 1; 2012 – 3;

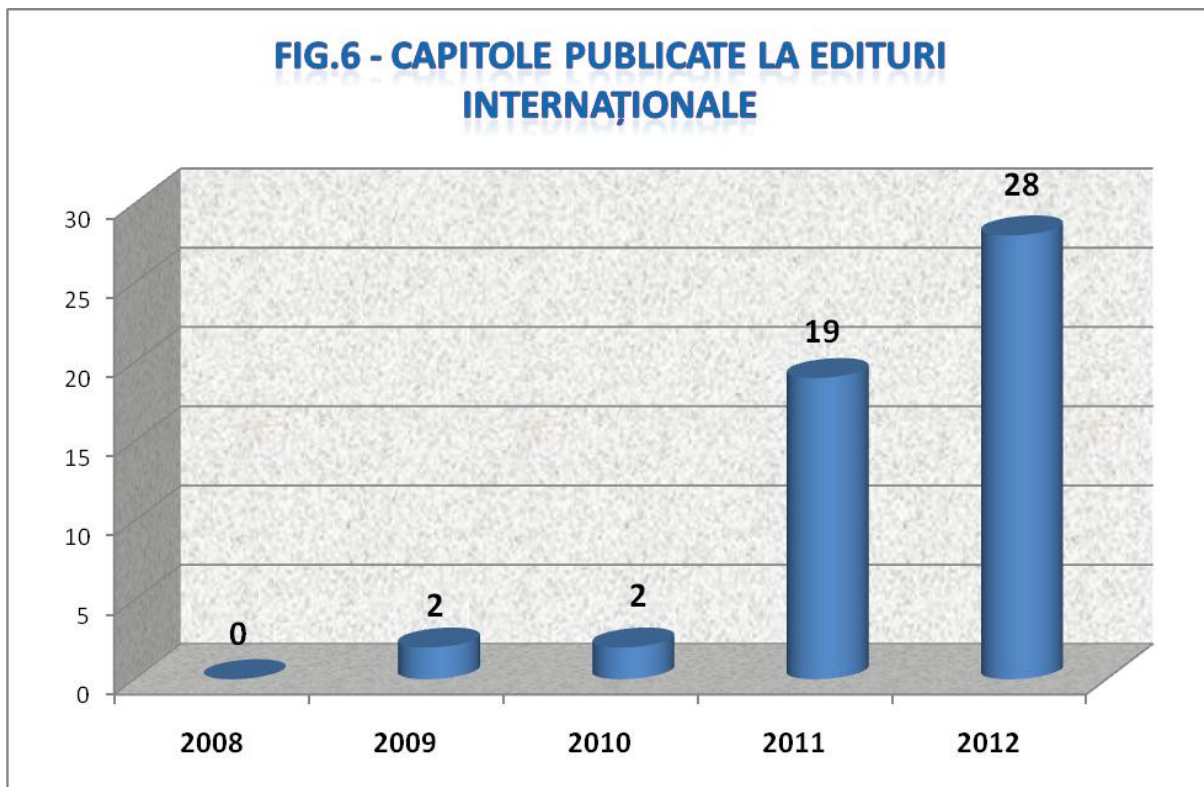


- **Carti publicate/editate in edituri recunoscute CNCIS:** 2008 – 25 (unic) si 78 (coordonate); 2009 – 32 (unic) si 79 (coordonate); 2010 – 40 (unic) si 83 (coordonate); 2011 – 23 (unic) si 54 (coordonate); 2012 – 18 (unic) si 43 (coordonate);

FIG.5 - CĂRȚI PUBLICATE/ EDITATE ÎN EDITURI RECUNOSCUTE CNCIS

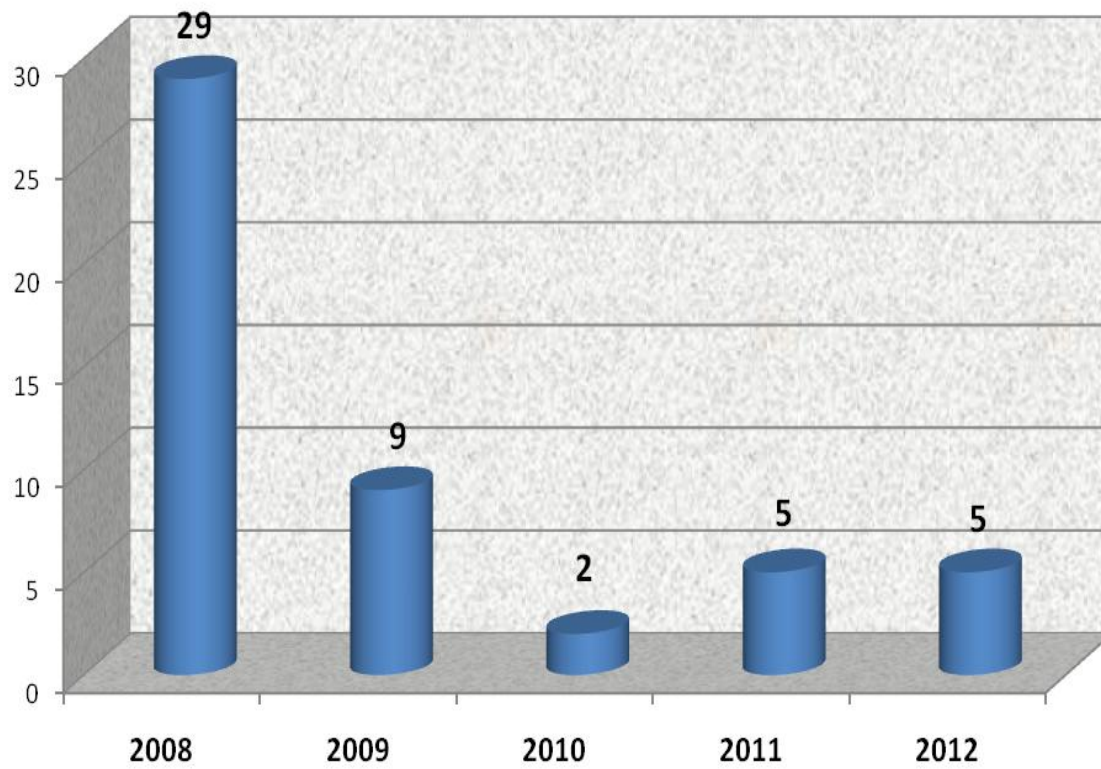


- **Capitole publicate la edituri internationale:** 2008 – 0; 2009 – 2; 2010 – 2; 2011 – 19; 2012 – 28;

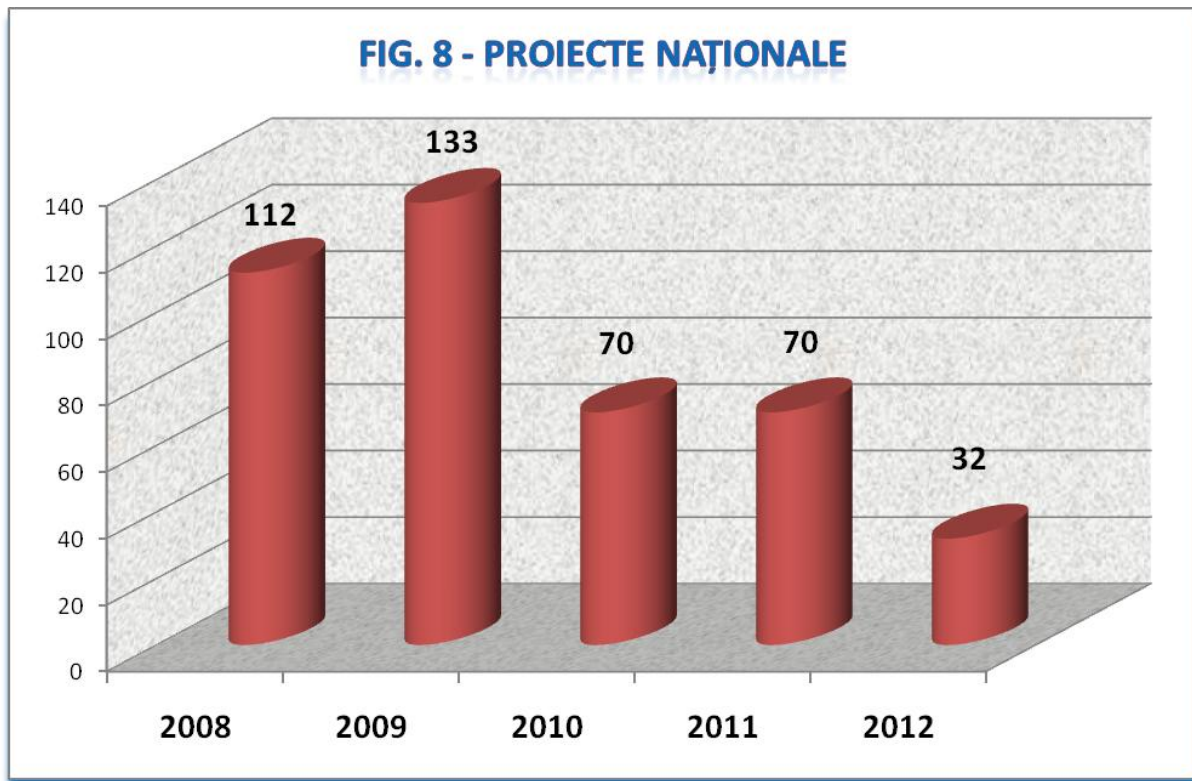


- **Brevete:** 2008 – 29; 2009 – 9; 2010 – 2; 2011 – 5; 2012 – 5;

FIG. 7 - BREVETE

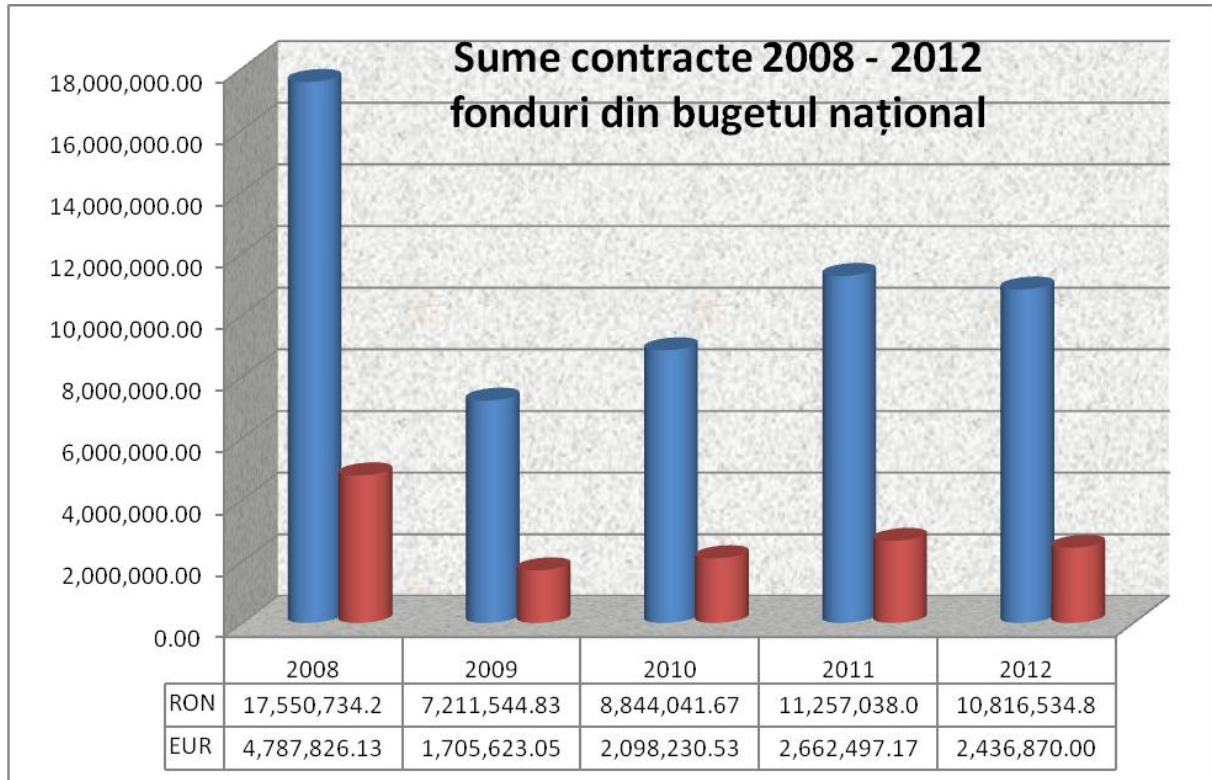


- **Proiecte nationale:** 2008 – 112; 2009 – 133; 2010 – 70; 2011 –70; 2012 – 32;



- **Sume contracte 2008-2012** (fonduri din bugetul national)

an (numar proiecte)	2008 (112)	2009 (133)	2010 (70)	2011 (70)	2012 (32)
RON	17,550,734.26	7,211,544.83	8,844,041.67	11,257,038.02	10,816,534.85
EUR	4,787,826.13	1,705,623.05	2,098,230.53	2,662,497.17	2,436,870.00



- **Sume contracte 2008-2012** (fonduri din bugetul national si fonduri externe)

an (numar proiecte)	2008 (118)	2009 (137)	2010 (75)	2011 (86)	2012 (47)
RON	17,882,687.12	7,599,328.89	9,328,650.75	15,455,333.22	14,111,026.25
EUR	4,878,371.52	1,797,351.96	2,213,189.90	3,655,413.80	3,179,077.94

